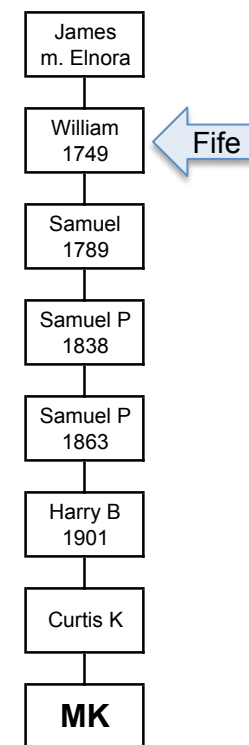
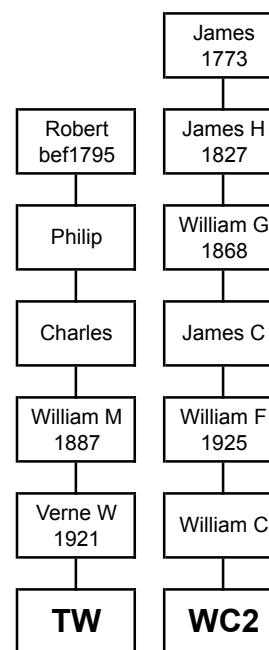
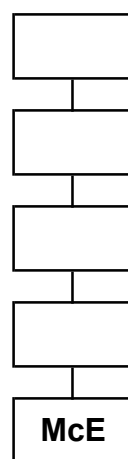
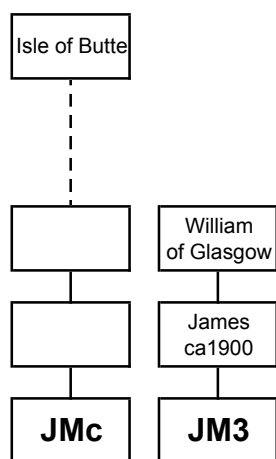


Differences from Ewing Modal

All of the men in Group 4 are far from the Ewing modal, on the order of genetic distance 20, so it makes little sense to list their differences from the Ewing modal. On the other hand, if a subgroup has more than two individuals, we can calculate a modal for the subgroup and compare its members with that. The men in Group 4* are not known to be related to one another and do not form a haplotype cluster, so though we could calculate a modal for this group, it would not be a very informative exercise. In the Group 4 Results Table, we have compared participants' haplotypes with the Atlantic Modal

Fife References

William b1749 (MK)	Fife Ch 12
--------------------	------------



See the Group 4 Results Table and Discussion for full results and more information; and, see the individual participant lineages for more details, wives, places, etc.